

Name _____

Author's purpose for *Caring for Earth*:

to entertain

to inform

to persuade

The form consists of four large, thick green circular arrows arranged in a 2x2 grid. Each arrow is oriented horizontally and points to the right. The arrows are empty, providing space for students to write or draw examples of the author's purpose for writing the book.



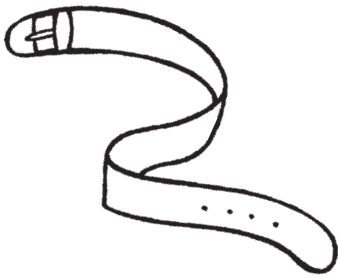
Caring for Earth • Level E • 1

Skill: Author's Purpose

Instructions: Have students choose and circle the author's purpose for writing *Caring for Earth*. Then, have them write or draw four examples that show the author's purpose from the book in the areas provided.

Name _____


10 ten



b lt

d sk

l mon



n st

f nce

dr ss

Instructions: Have students add the short vowel e to each word. Then, have students read the words to a partner.

Name _____

My sister and I plant a tree.
We care for Earth.

My mom and I tend the
garden. We care for Earth.

My friends and I recycle
cans. We care for Earth.

My brother and I reuse
things. We care for Earth.

My dad and I ride bikes.
We care for Earth.

My family and I save
electricity. We care for Earth.

Instructions: Read the sentences aloud with students. Have students underline the pronoun *we* in the second sentence. Have students circle the words in the first sentence that the pronoun *we* replaces. Then, have students draw a picture to illustrate each sentence pair.